

Summer School
Music
Program

**PRIMARY CLASSROOM
MUSIC EDUCATION**

**LEVEL 3
MATERIALS PACKAGE**



**THE CUSKELLY
COLLEGE OF MUSIC**

www.cuskellycollegeofmusic.com
music.soundthinkingaustralia.info
office@cuskellymusic.com

TITLE: Alabama Girl
ORIGIN:
SOURCE: The Kodály Method 1
Lois Choksy

You don't know how, how; You don't know how, how;

You don't know how, how; Al - a - ba - ma gal.

TONE SET: _____ SCALE: _____

FORM: _____ CSP: _____

TYPE OF SONG/GAME: _____

RHYTHMIC ELEMENTS: _____

MELODIC ELEMENTS: _____

APPROPRIATE AGE LEVEL: _____

TEACHING PURPOSE: _____

TITLE: All Things Shall Perish
ORIGIN:
SOURCE: 150 Rounds For Singing And Teaching
E. Bolkovac and J. Johnson

1.
All things shall pe - rish from un - der the sky.

2.
Mu - sic a - lone shall live, Mu - sic a - lone shall live,

3.
Mu - sic a - lone shall live, ne - ver to die.

TONE SET: _____ SCALE: _____
FORM: _____ CSP: _____
TYPE OF SONG/GAME: _____
RHYTHMIC ELEMENTS: _____
MELODIC ELEMENTS: _____
APPROPRIATE AGE LEVEL: _____
TEACHING PURPOSE: _____

TITLE: Bound for South Australia

ORIGIN:

SOURCE:

Bound for South Australia

Australian folk song

Verse

In South Aust - ra - lia I was born, Heave a - way, haul a - way,
6 South Aust - ra - lia 'round Cape Horn, Bound for South Aust - ra - lia.

Chorus

10 Heave a - way you rol - ling kings, Heave a - way, haul a - way.
14 Heave a - way, oh hear me sing. Bound for South Aust - ra - lia.

TONE SET: _____ SCALE: _____

FORM: _____ CSP: _____

TYPE OF SONG/GAME: _____

RHYTHMIC ELEMENTS: _____

MELODIC ELEMENTS: _____

APPROPRIATE AGE LEVEL: _____

TEACHING PURPOSE: _____

TITLE: Dog and Cat
ORIGIN:
SOURCE: 150 American Folk Songs



Bought me a dog, bought me a cat.
They both fight but do not mind that.
Hi - ho my dar - ling.

TONE SET: _____ SCALE: _____

FORM: _____ CSP: _____

TYPE OF SONG/GAME: _____

RHYTHMIC ELEMENTS: _____

MELODIC ELEMENTS: _____

APPROPRIATE AGE LEVEL: _____

TEACHING PURPOSE: _____

TITLE: Lime Juice Tub

ORIGIN:

SOURCE:

Lime Juice Tub

Australian Folk Song

When shear-ing comes, lay down your drums and step to the board you brand new chums, with a
4
rah - dum rah - dum rub - a - dub dub we'll send you home in the lime - juice tub!

Chorus: Here we are in New South Wales, sharing sheep as big as whales,
with leather necks and daggy tails, and fleece as tough as rusty nails.

TONE SET: _____ SCALE: _____

FORM: _____ CSP: _____

TYPE OF SONG/GAME: _____

RHYTHMIC ELEMENTS: _____

MELODIC ELEMENTS: _____

APPROPRIATE AGE LEVEL: _____

TEACHING PURPOSE: _____

TITLE: Liza Jane
ORIGIN:
SOURCE: Catch A Song
D. Hoermann and D. Bridges



I know a girl that you don't know, L'il Li - za Jane.
Way down south in Bal - ti - more, L'il Li - za Jane.
Oh! E - li - za, L'il Li - za Jane.
Oh! E - li - za, L'il Li - za Jane.

TONE SET: _____ SCALE: _____
FORM: _____ CSP: _____
TYPE OF SONG/GAME: _____
RHYTHMIC ELEMENTS: _____
MELODIC ELEMENTS: _____
APPROPRIATE AGE LEVEL: _____
TEACHING PURPOSE: _____

TITLE: My Paddle

ORIGIN:

SOURCE: 150 Rounds For Singing And Teaching
E. Bolkovac and J. Johnson

1. My pad - dle's keen and bright, Flash - ing with sil - ver,
2. Fol - low the wild goose flight, Dip, dip and swing.

TONE SET: _____ SCALE: _____

FORM: _____ CSP: _____

TYPE OF SONG/GAME: _____


RHYTHMIC ELEMENTS: _____


MELODIC ELEMENTS: _____


APPROPRIATE AGE LEVEL: _____

TEACHING PURPOSE: _____

TITLE: Oh How Lovely
ORIGIN:
SOURCE: 150 Rounds For Singing And Teaching
E. Bolkovac and J. Johnson

1.

Oh, how love - ly is the ev' - ning, is the ev' - ning,

2.

When the bells are sweet - ly ring - ing, sweet - ly ring - ing,

3.

Ding, dong, ding, dong, ding, dong.

TONE SET: _____ SCALE: _____

FORM: _____ CSP: _____

TYPE OF SONG/GAME: _____

RHYTHMIC ELEMENTS: _____

MELODIC ELEMENTS: _____

APPROPRIATE AGE LEVEL: _____

TEACHING PURPOSE: _____

TITLE: Rise Up, Oh Flame

ORIGIN:

SOURCE: 150 Rounds For Singing And Teaching
E. Bolkovac and J. Johnson

1. 2. 3. 4.

Rise up, O Flame, _____ by thy light glow - ing.

Show to us Beau - ty, _____ Vi - sion and Joy.

TONE SET: _____ SCALE: _____

FORM: _____ CSP: _____

TYPE OF SONG/GAME: _____

RHYTHMIC ELEMENTS: _____

MELODIC ELEMENTS: _____

APPROPRIATE AGE LEVEL: _____

TEACHING PURPOSE: _____

TITLE: The Birch Tree
ORIGIN: Russian folk song
SOURCE: 150 Rounds For Singing And Teaching
E. Bolkovac and J. Johnson

1. See the love - ly 2. birch in the 3. mea - dow.
Cur - ly leaves all dance when the wind blows.
Lu - li - lu - li, the wind blows,
Lu - li - lu in the mea - dow.

TONE SET: _____ SCALE: _____

FORM: _____ CSP: _____

TYPE OF SONG/GAME: _____

RHYTHMIC ELEMENTS: _____

MELODIC ELEMENTS: _____

APPROPRIATE AGE LEVEL: _____

TEACHING PURPOSE: _____

TITLE: Weav'ly Wheat

ORIGIN:

SOURCE:



Don't want your weav' - ly wheat, don't want your bar - ley.



Take some flour and half an hour and bake a cake for Char - lie.



Five times five is twen - ty five, five times six is thir - ty,



five times sev'n is thir - ty - five and five times eight is for - ty.

- 2. Five times nine is forty-five.
- Five times ten is fifty.
- Five times eleven is fifty-five.
- Five times twelve is sixty.

Game Directions

A group of four players form a circle, holding hands.

Phrase 1: Step around clockwise.

Phrase 2: Reverse and step counterclockwise.

Phrase 3: Player #1 extends LH to center on the beat, palm down, player #2 lays LH on top; players #3 & #4 follow suit, keeping the beat. Players repeat sequence with RH.

Phrase 4: Player #1 takes LH from bottom of stack and places it on top of the pile and so until the end of the phrase when the process begins all over again.

TONE SET: _____ SCALE: _____

FORM: _____ CSP: _____

TYPE OF SONG/GAME: _____

RHYTHMIC ELEMENTS: _____

MELODIC ELEMENTS: _____

APPROPRIATE AGE LEVEL: _____

TEACHING PURPOSE: _____